



# N-8000 Series IP Intercom System



All-Purpose IP Intercom System with  
TOA's Advanced Packet Audio Technology  
Assuring Higher Levels of Security,  
Versatility and Sound Quality



# A versatile, highly reliable IP intercom system for flexible, cost-effective configurations

TOA's unique N-8000 IP Intercom System is an integrated audio communication system that employs packet audio technology over the IP network to achieve fast, accurate communications with optimal security and reliability. Applications range from conversation, paging broadcasting and BGM broadcasting to emergency paging and broadcasting, audio triggering and other security functions. Users can select between two communication modes according to their needs: Master-to-Master station communication for duplex conversation at factories, hospitals and various other facilities; or Master-to-Sub station communication for use by institutions such as schools or prisons. The system frequency response extends to 7 kHz, enabling reliable transmission of a full range of emergency communications, including clear, easily understandable PA announcements.

The N-8000 System's impressive scalability enables users to configure an intercom system that satisfies their precise requirements, from a small system with just two stations to a large, complex system with up to **192** components and **3,072** stations. Its open architecture permits flexible interfacing with other systems, moreover, reducing costs by enabling users to upgrade and expand their intercom system without replacing currently installed equipment, such as surveillance cameras, telephones and access controls. Since the N-8000 System is not server based, users can use dedicated TOA software to manage settings and centralized control on a PC and to conduct real-time monitoring of system operation and line status using an Internet browser.



# com system designed to meet user needs ation and operation

## System Features

- System configuration by LAN with intuitive software
- Master-to-Master and Master-to-Sub station communication
- Choice of four wiring configurations: CAT5, 2-core shielded cables, 2 wires or 4 wires
- Integration with access control, voice alarm, CCTV and other such systems
- Time correction
- Operation and stream logs
- System diagnosis

## Basic Communication Features

- Handset or hands-free conversation
- Recall • Redial • Camp on busy • Mic-Off
- Remote response • Single-digit dialing
- Call transfer • Comprehensive call-forwarding features
- Three-party conferencing

### System scalability

The cost-effective N-8000 System can be configured to a scale that meets users' specific requirements, however small or large. As few as two stations can be linked in a small system, or up to 192 components can be interconnected to operate as many as 3,072 stations.

### Borderless communications

Since the N-8000 System is IP network-compatible, it supports linkage between local areas and other locations worldwide. Centralized PC control with dedicated TOA software enables connection of all exchanges, IP stations and interface units with LAN, WAN and optical fiber networks.

### Integrated communications and safety features

Efficient centralized control integrates various systems to handle communications ranging from duplex conversations between stations to paging broadcasts, scheduled broadcasts and BGM broadcasting. The N-8000 System also provides master control for connection to users' pre-existing intercom, alarm, surveillance, door entry/departure authorization and other systems as well as to telephone lines.

### Easy installation and maintenance

The surprisingly easy system installation requires a minimum of on-site work, since existing wiring can be used and new components simply plugged in. The dedicated TOA software includes a maintenance application for system status monitoring, troubleshooting and logging as well as for system updating and remote control.

### Long-term cost-effectiveness

Since N-8000 software and all calls between stations are free of charge, users enjoy the benefit of significantly lower telephone bills. Overall ownership costs are also reduced by the open-ended system architecture and network scalability permitting individualized configuration.

### Superior sound quality

The N-8000 system provides high-quality audio for BGM, paging and recording applications.

### Full logging options

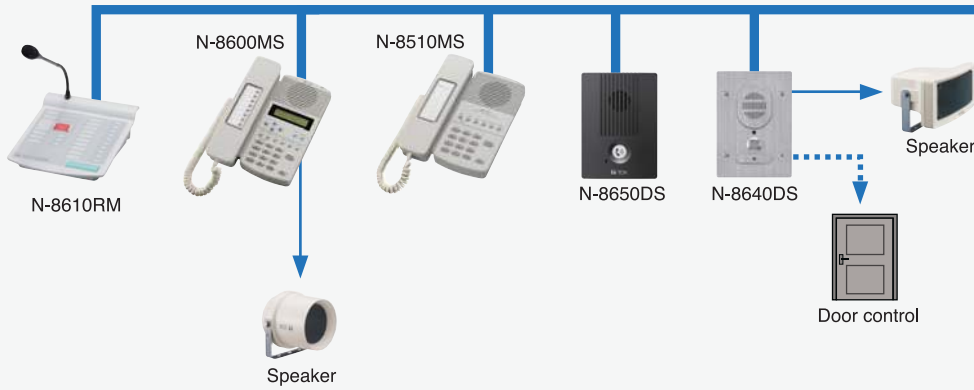
The complete menu of operation and stream logging options includes operation verification, voice communications and line supervision logs, all of which can be archived easily for instant recall.

### Internal and external system security

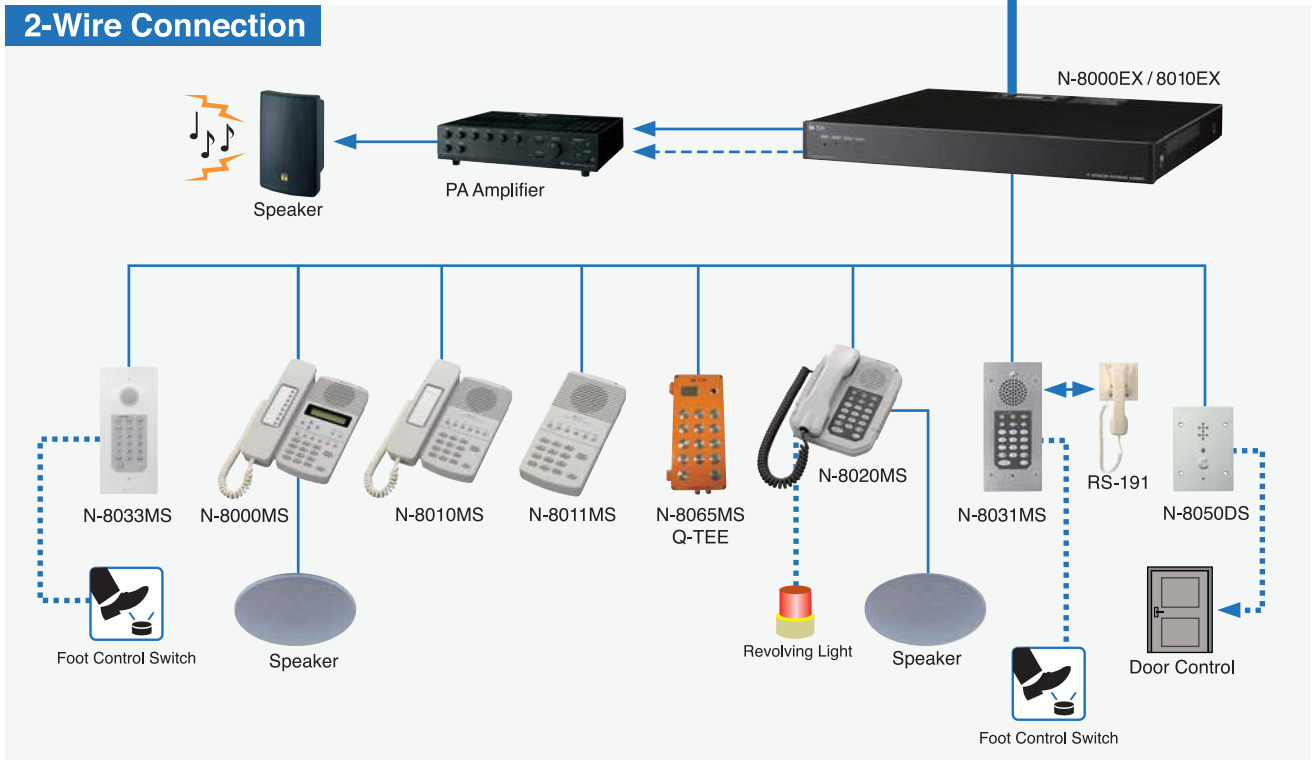
The N-8000 System is equipped with both a round-the-clock internal surveillance function to minimize downtime and a proprietary packet audio protocol to prevent wiretapping.

# N-8000 System Overview

## Direct Network Connection



## 2-Wire Connection



## System Specifications

### LAN Connections

Max. 192 units (total no. of Exchanges, Interface Units and IP stations)

### Station Connections

Max. 3,072 stations (16 stations connected to each of 192 Exchanges)

### Voice Links

Max. 768 links (4 links for each of 192 connected N-8000EX Exchanges)

### Paging

#### Zones

Max. 192 zones

#### Paging Outputs

Max. 384 outputs (2 outputs for each of 192 connected N-8000 Exchanges or Multi-Interface units)

### BGM

Max. 8 channels (number of channels selectable from a station)

### PBX Interface

Max. 384 units (2 units for each of 192 connected Multi-Interface units)

### Tie-Line Interface

Max. 384 units (2 units for each of 192 connected Multi-Interface units)

### Outside-Line Interface

Max. 192 units

### Telephone Interface

Max. 192 units (when 192 Telephone Interface units are connected)

### External Contact Output

#### N-8000MI

Max. 3,072 (16 outputs for each of 192 connected Multi-Interface units)

#### N-8000DI

Max. 6,144 (32 outputs for each of 192 connected Direct Select units)

#### N-8000AF

Max. 1,536 (8 outputs for each of 192 connected Audio Interface units)

### External Contact Input

#### N-8000MI

Max. 3,072 (16 inputs for each of 192 connected Multi-Interface units)

#### N-8000DI

Max. 6,144 (32 inputs for each of 192 connected Direct Select units)

#### N-8000AF

Max. 1,536 (8 inputs for each of 192 connected Audio Interface units)

### [Network Relations]

#### Audio Delay Time

80 ms/320 ms; changeable

#### Connection Delay Time

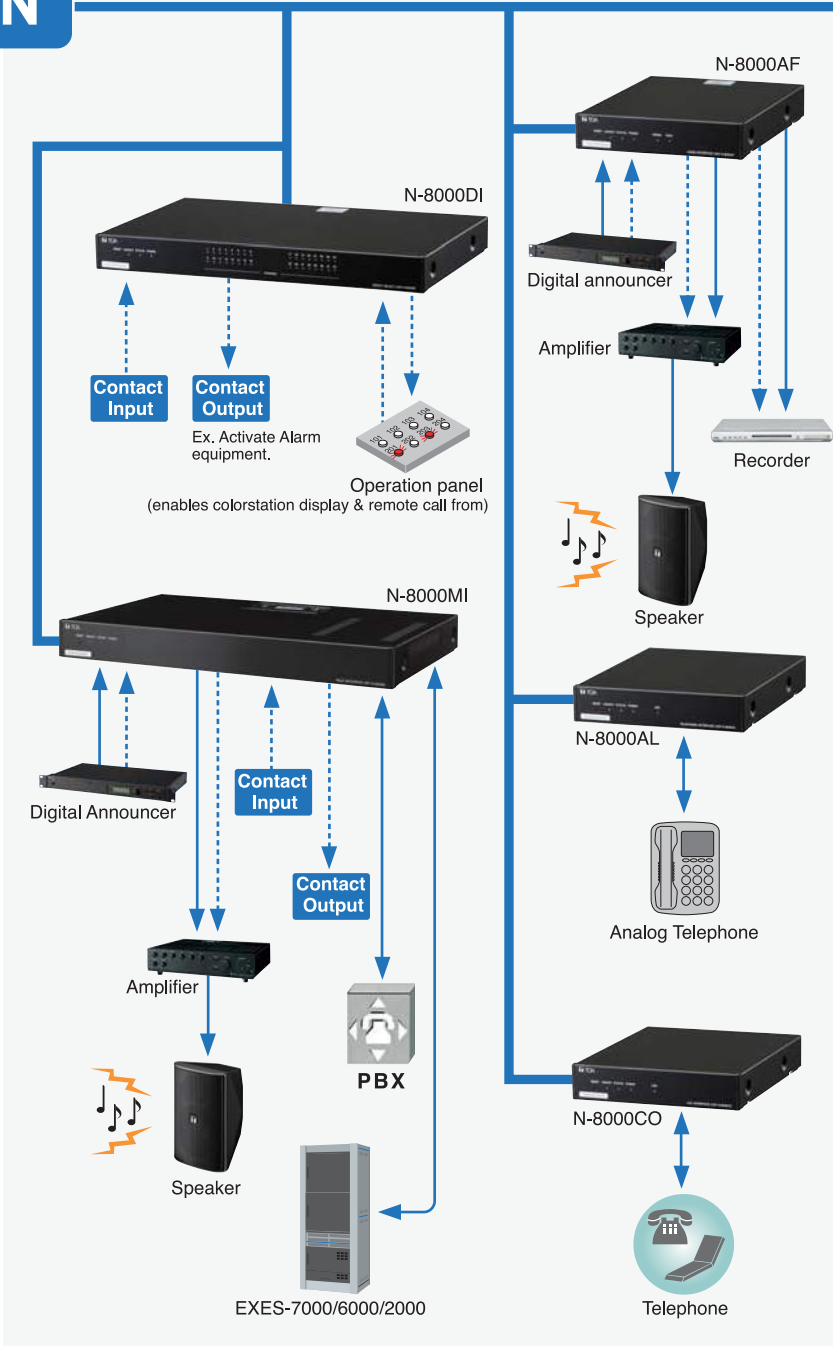
Max. 1 second (when 191 multicast paging destinations are set)

#### Bandwidth Used

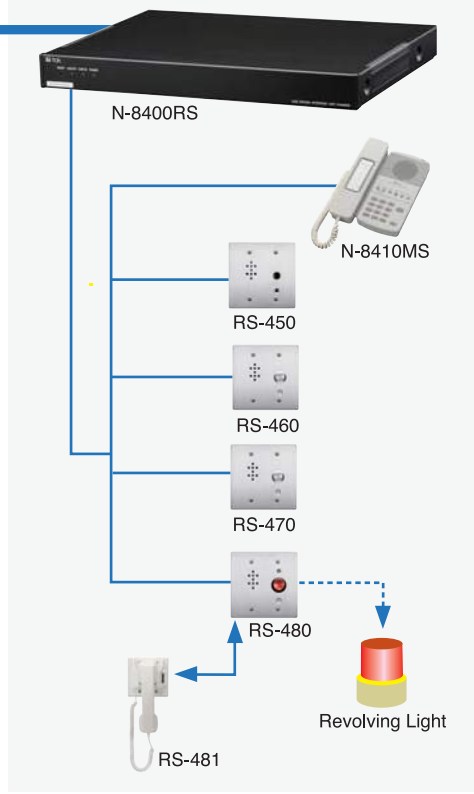
Max. 2.08 Mbps (one-way)/unicast paging to 16 locations

Max. 130 Kbps (two-way)/per call

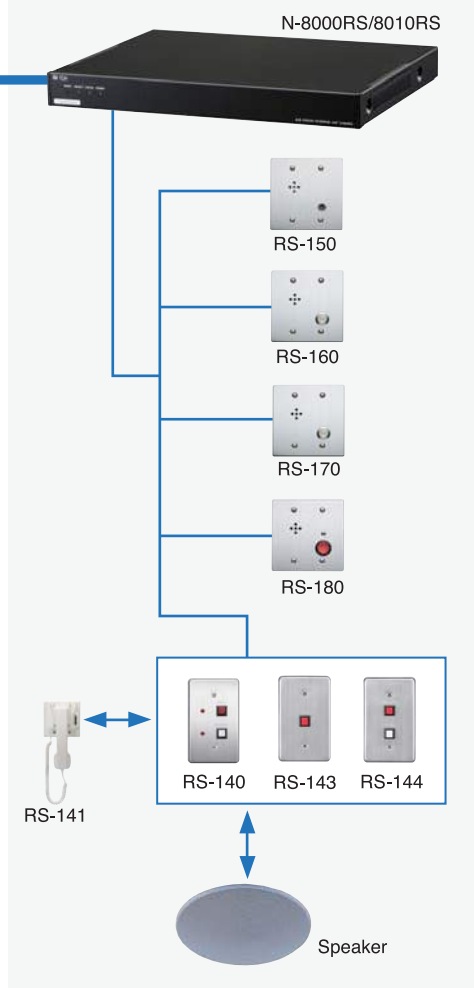
# WAN



# 4-Wire Connection



# 2-Core Shielded Wire Connection



## Permits the creation of a wide variety of system configurations through the free combination of individual interface units

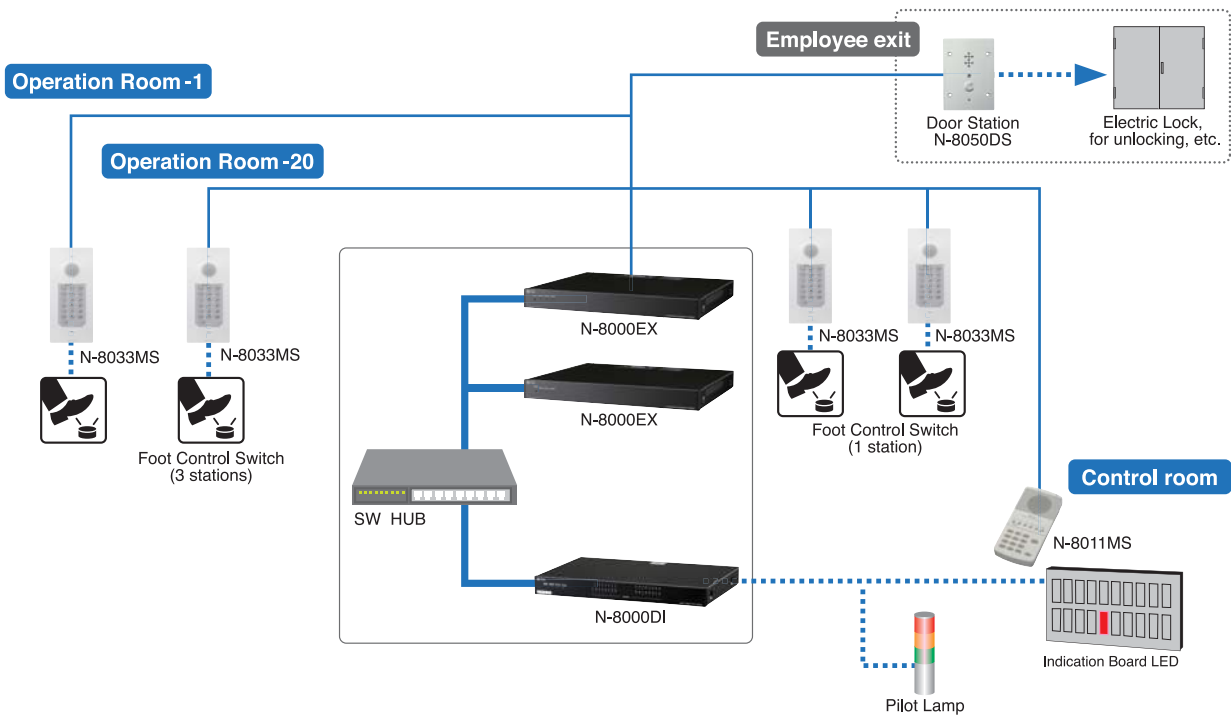
- PBX Connection • Office line connection
- Tie-line connection • BGM
- External equipment control
- Remote door control • Conversation recording
- External input broadcast • Paging
- Paging interlock contact output control
- Call station indicator • CCTV interlock
- Remote dialing • Direct select
- Contact bridge • System diagnosis
- Time signal • Time correction

## A variety of convenient functions

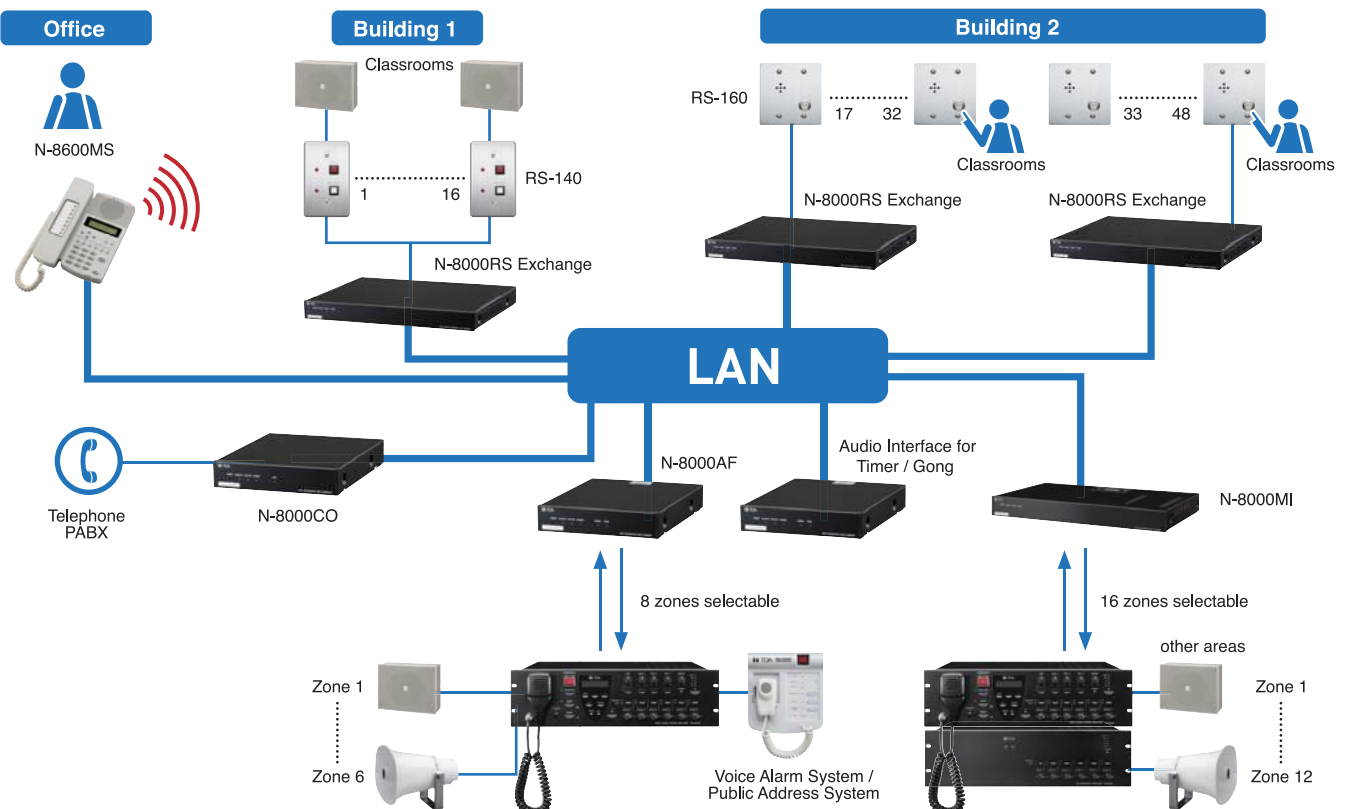
- Voice calling
- Hands-free conversation
- Automatic connection
- Continuous call
- One-touch dialing
- Call hold
- Automatic call forwarding
- Busy call
- Emergency call interruption
- Paging call
- Emergency all-group paging
- Emergency message broadcasts
- Paging response
- Scan monitor
- Three-party conference
- Door remote
- Emergency paging
- Audio trigger

# Application Examples

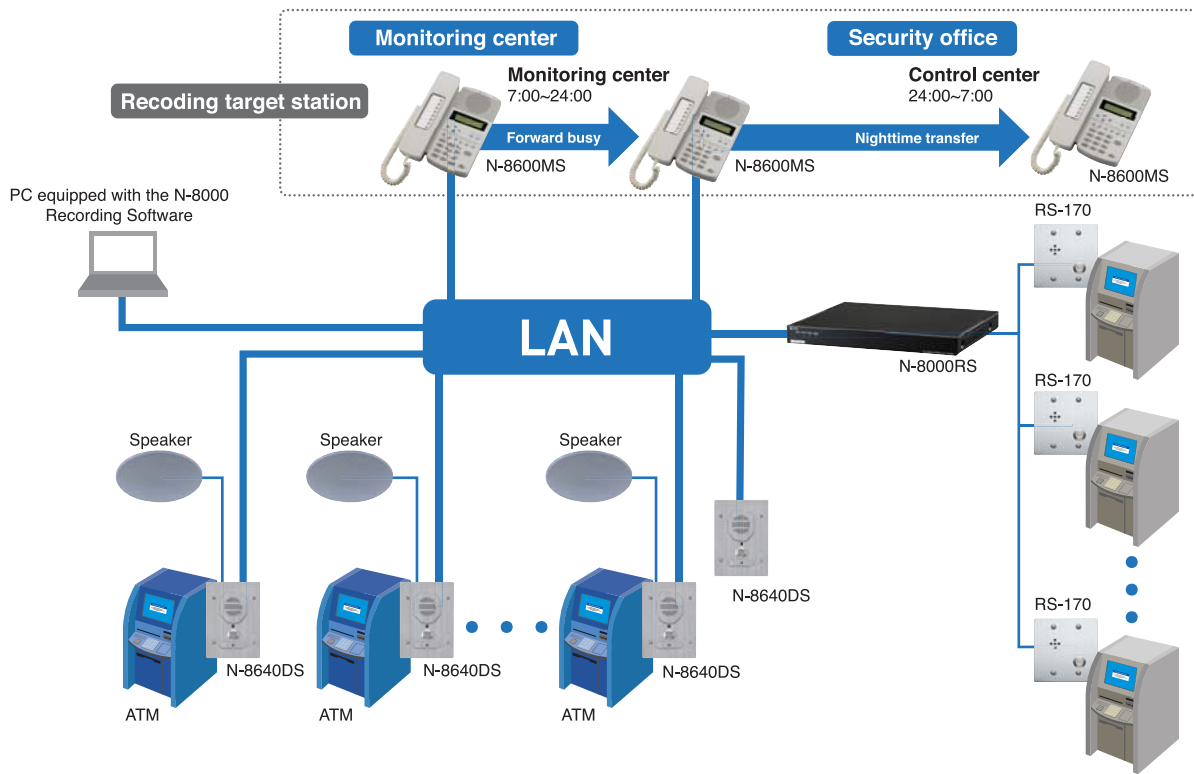
## Hospital



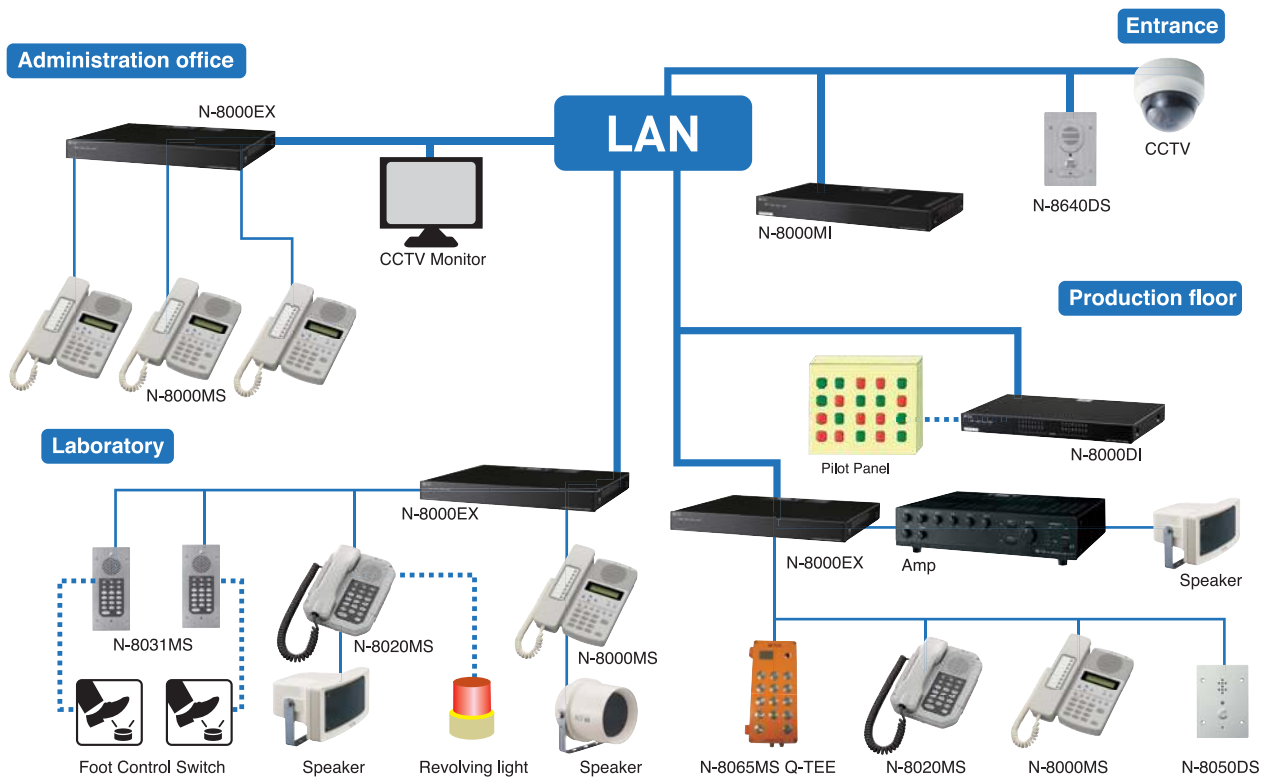
## School



# Bank

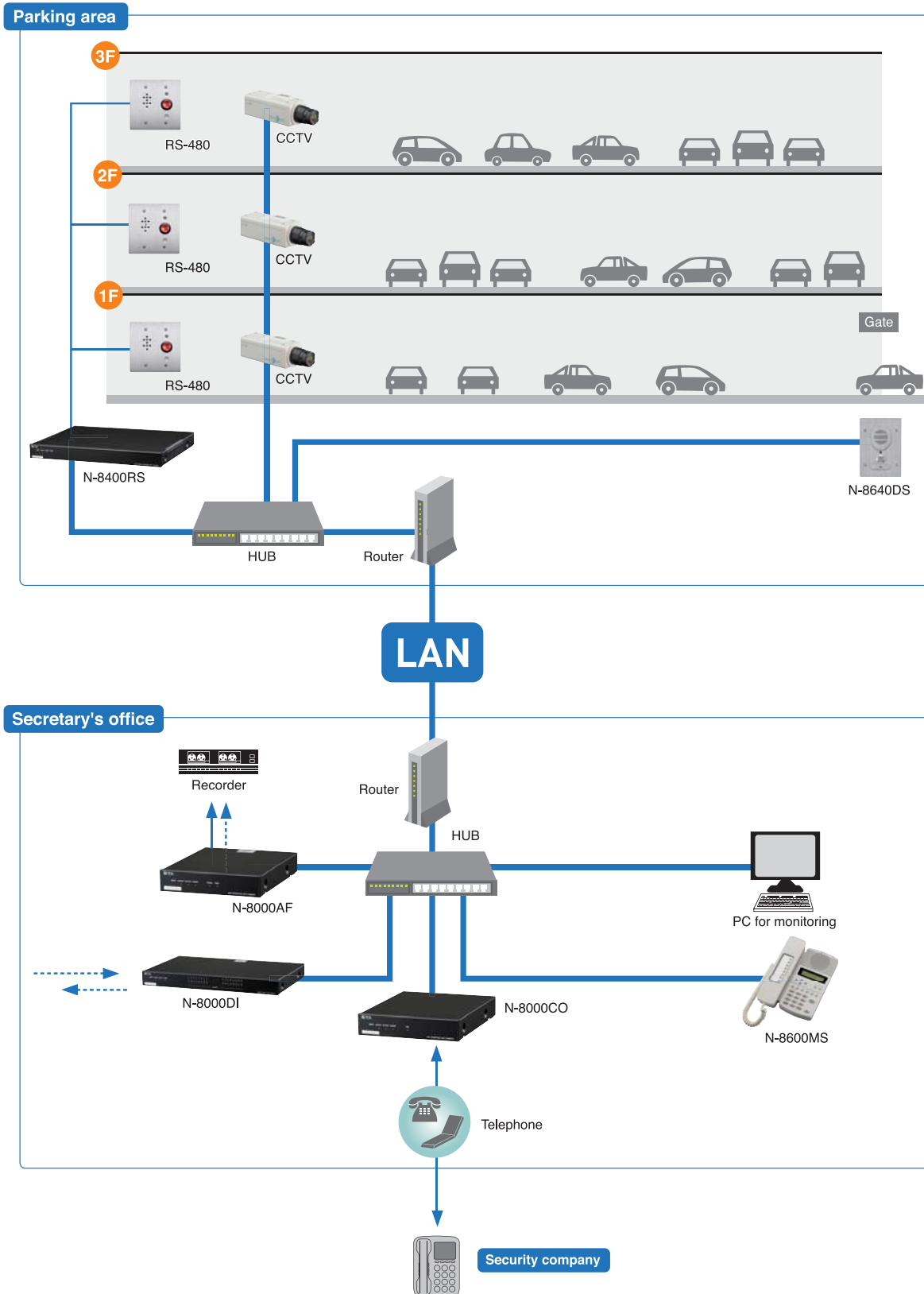


# Factory



# Application Examples

## Parking garage





# Large-scale communication & Paging system at Airport

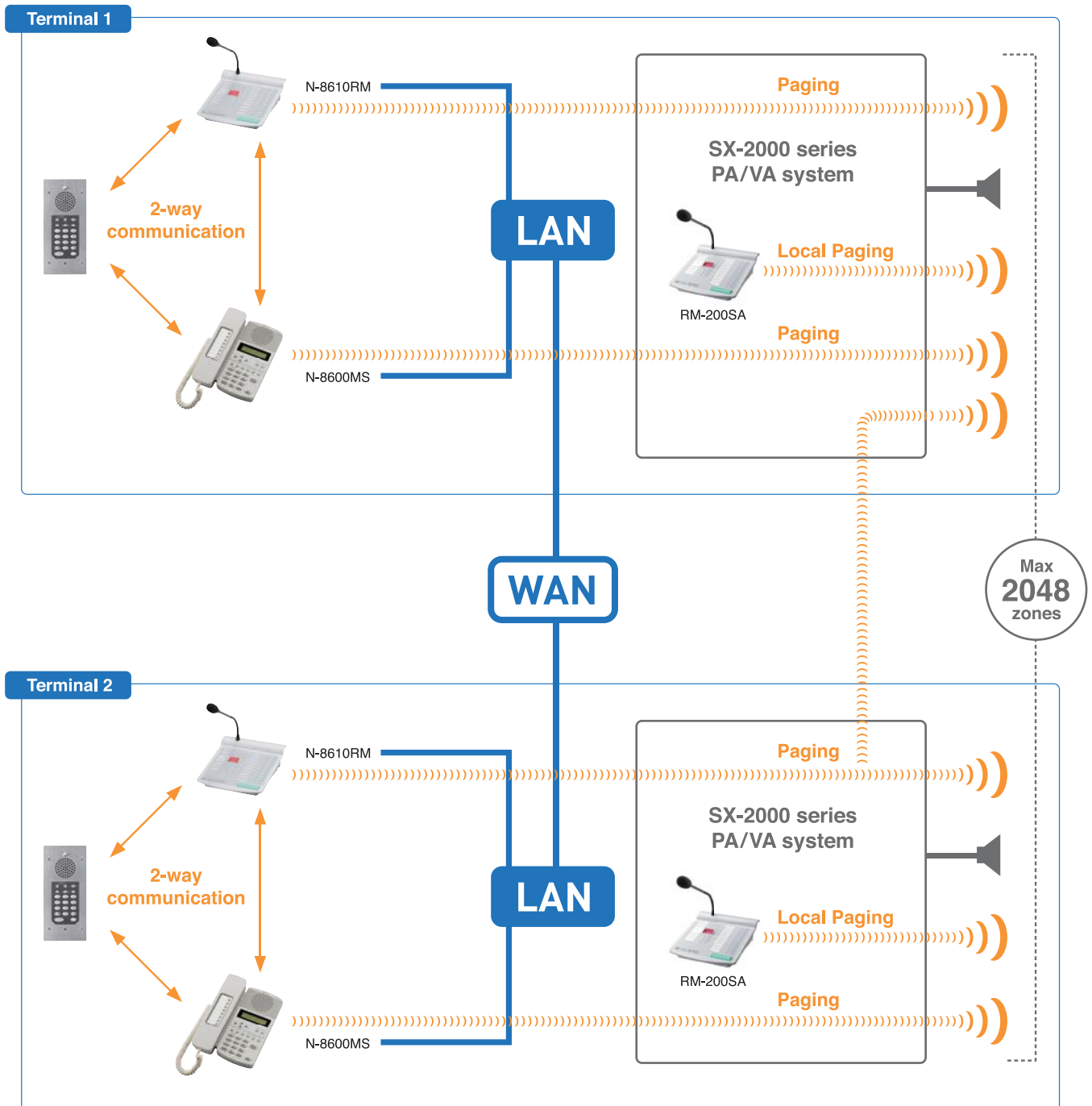


Integration of N-8000 with SX-2000 Audio Management System strengthens system capabilities.








































A large system with up to 2048 zones is realized on the IP Network.

From a remote location, IP Station\* can make a paging call to any selected zone(s).

\*N-8610RM and N-8600MS.



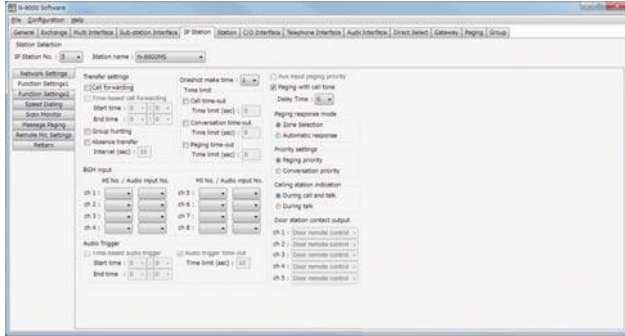
# Station Selection Chart

		Desk-top	Optional Bracket	Wall-mount	Applicable Exchanges/ Interfaces	
IP Base	Master/Door Stations		WB-200RM	  		
			YC-280			N-8640SB
			YC-280			N-8650DS
2-Wire Type	Master/Door Stations		YC-280	    	 	
			YC-280			N-8000EX
			YC-290			N-8010EX
			YC-280			
2-core Shielded Type	RS Sub-stations			<div style="border: 1px solid black; padding: 5px;"> <p><b>Vandal-resistant type</b></p> <div style="border: 1px solid orange; padding: 5px;"> <p><b>Outdoor type</b></p>    </div> </div>	 	
		    	  			 
4-wire Type	RS Sub-stations		YC-280	    		

# N-8000 System Software

## Setting software

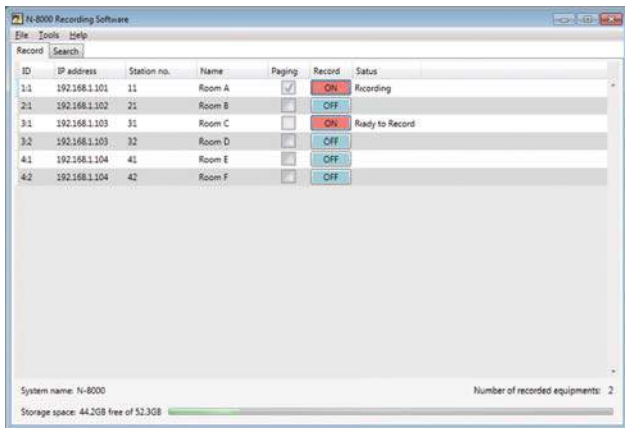
The network settings and the detection of the equipment connected to the local network can be set. The paging system settings, advanced settings of functions for each individual equipment and settings for the whole system can also be adjusted.



[System Requirements]  
OS: Windows® XP Professional SP2 or later/Vista Business/7 Professional  
CPU: Pentium® 4 2 GHz or faster  
Memory: 1 GB or more  
Required component: Microsoft® .NET Framework 3.5 SP1 or later, and Microsoft® SQL Server 2005 Express Edition

## Recording software

Telephone calls, paging, and 3-Party Conference on the N-8000 system and recording of the voice during the Scan Monitor can be managed as a wav format. After selecting the recording subjected equipment, recording related settings can be adjusted. It is possible to easily search the recorded audio files and also to export the audio files to an external storage.

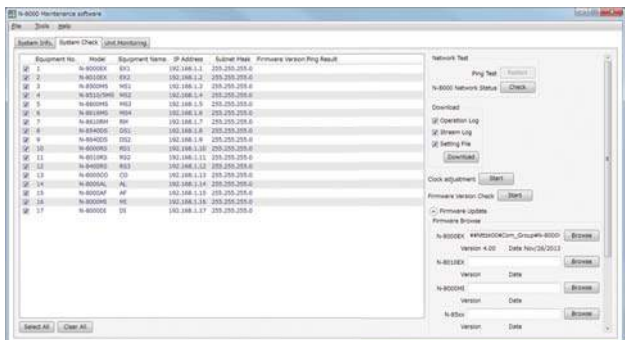


[System Requirements]  
OS: Windows® 7 Professional SP1(32/64bit)  
Screen resolution: Over 1024 x 768 pixels  
Required component: Microsoft® .NET Framework 4

[Recommended Specifications]  
CPU: Intel® Core® i5-2400 CPU @3.10GHz or faster  
Memory: 4 GB or more  
Free Hard Disk Space: 100GB or more  
(About 2.7 GB is used per sound source at 24-hour continuous recording)

## Maintenance software

This software displays the equipment name, station number, station name, etc. of individual equipment components within the system in the form of an at-a-glance list. System check function is used to confirm equipment firmware versions, update firmware, check connections between a PC and equipment components and between components, download various equipment log and setting files, and perform equipment clock settings. Although the above functions can be done on the browser, use of the N-8000 Maintenance Software permits such functions to be performed simultaneously for multiple components. Moreover, it displays the operation status of individual components in real time. Equipment operation logs can also be automatically saved to a designated file on the PC.



[System Requirements]  
OS: Windows® XP SP2 or later  
Required component: Microsoft® .NET Framework 3.5 SP1 or later  
Screen resolution: Over 800 x 600 pixels

[Recommended Specifications]  
OS: Windows® Vista Business/7 Professional  
CPU: Pentium® 4, 2 GHz or faster  
Memory: 2 GB or more  
Screen resolution: Over 1024 x 768 pixels

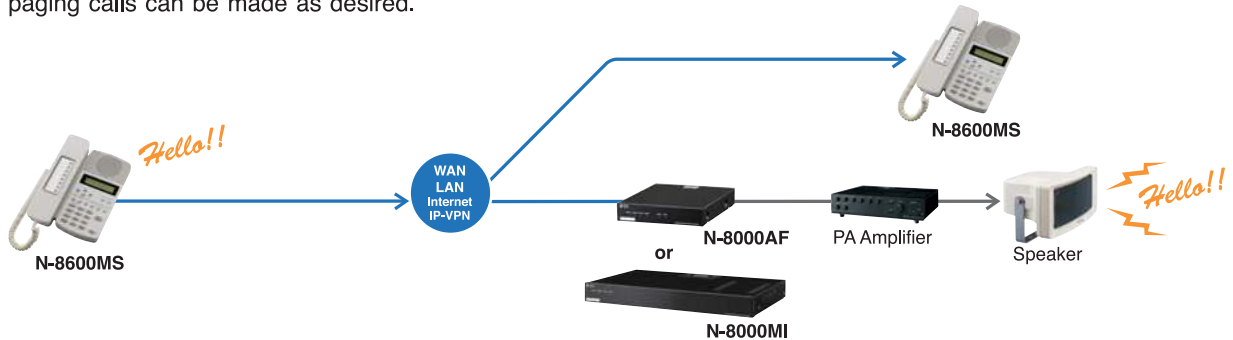
\*Microsoft, Windows XP, Windows Vista, Windows 7 and .NET Framework are either registered trademarks or trademarks of Microsoft Corporation in the United States and/or other countries.

\*Intel, Pentium and Intel Core are either trademarks of Intel Corporation in the United States and/or other countries.

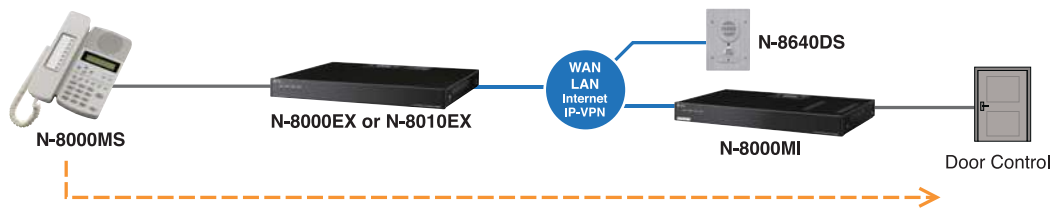
\*By use of different software, it is possible to configure for a large amount of telephone calls. For more information, please contact your nearest dealer.

# Key Functions

**Paging Function** Allows the master station as well as external input equipment to initiate paging by PA equipment or the speakers of individual stations. Operators can use the setup software to configure up to 192 paging zones to which paging calls can be made as desired.



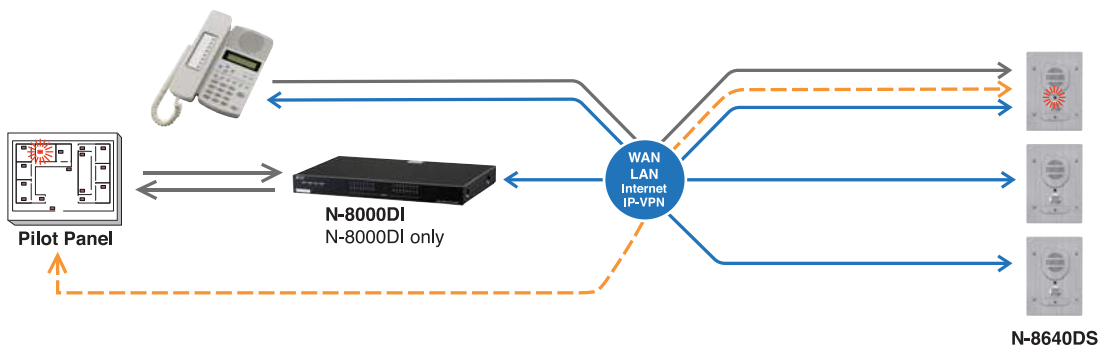
**Remote Control of External System** Makes it possible to execute door lock control easily through a contact output when the master station is engaged in ongoing conversation with the N-8640DS or N-8050DS Door Station.



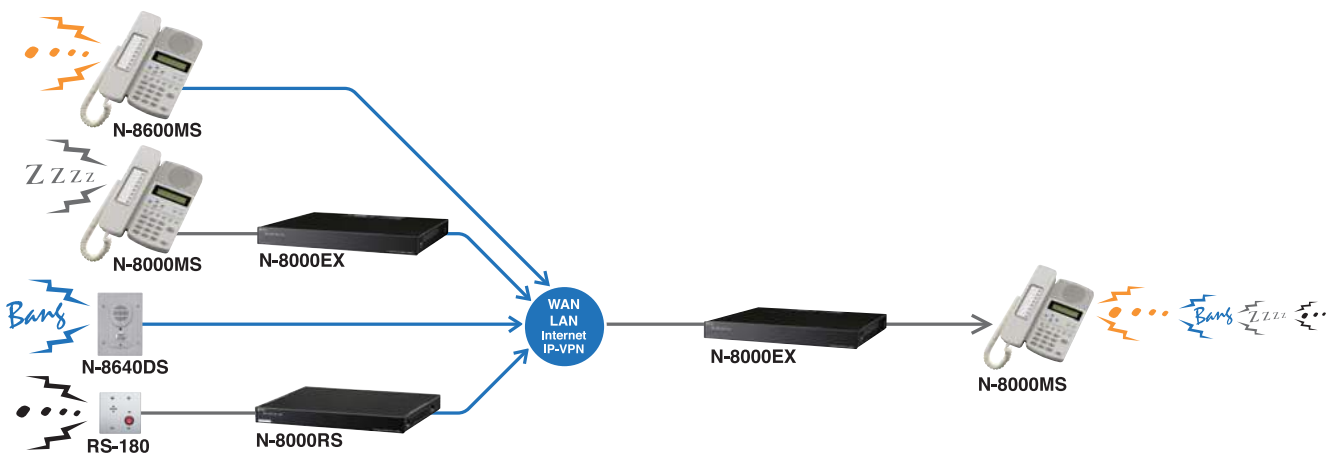
**Privacy Mode** Activated by a control on the RS-140 Switch Panel, blocks paging calls to connected speakers and prevents scan monitoring except for emergency calls.



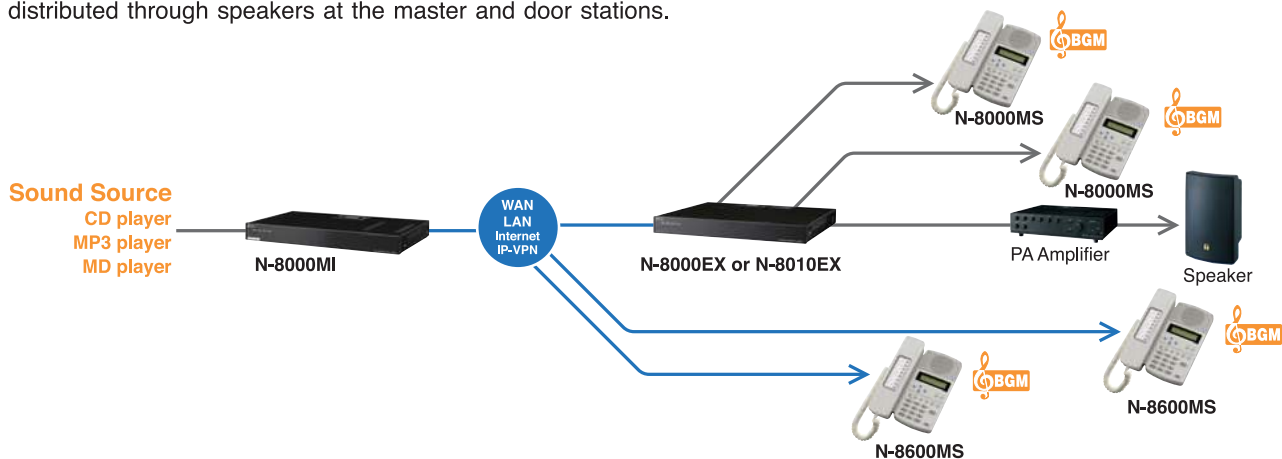
**Direct Select** Configures an operation panel equipped with indicator lamps and control buttons for the master station. Compatible with other stations, the panel assigns the various contact input and output channels to the master station and substations for purposes of identifying which substation is calling the programmed master station.



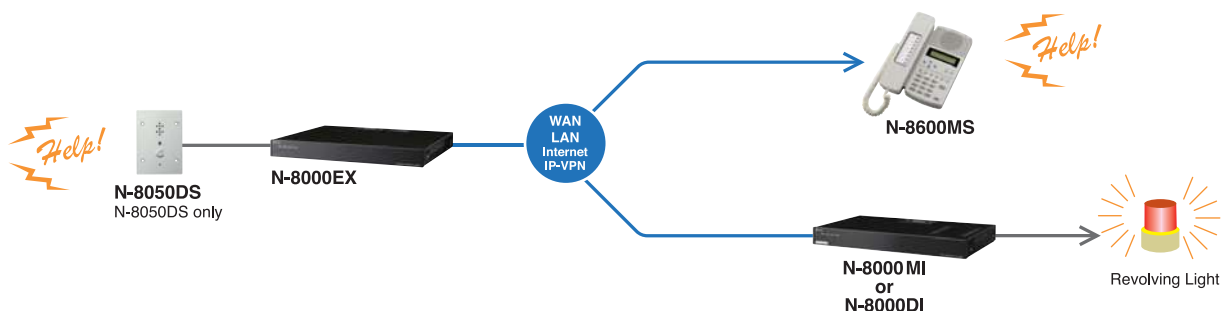
**Scan Monitor** Enables remote security monitoring by allowing the master station as well as analog telephones and external telephones to audio monitor two or more pre-programmed stations.



**BGM Broadcasting** Enables music from any of eight BGM sources connected to the N-8000MI to be distributed through speakers at the master and door stations.



**Audio Trigger** Sets off an alarm if audio input to a pre-programmed station's microphone fulfills pre-set conditions (detection time or signal level). Examples include calls to the designated master station or contact output generated by another interface unit.



# Specification

## IP Base Station

### IP Multifunctional Master Station



### IP Standard Master Station



### IP Remote Microphone Station



	N-8600MS	N-8510MS	N-8610RM
<b>Power Source</b>	Power supply device that complies with IEEE802.3af standard or 12V DC (supplied from the AC adapter (option))		
<b>Power Consumption</b>	3W (max.)		Use of the AC adapter (12 V DC): 4W (microphone only), 8.5W (when connecting 4 RM-210 Extension units) Use of the PoE (48 V DC): 5.2W (microphone only), 7.5W (when connecting 4 RM-210 Extension units)
<b>Speech Method</b>	Hands-free or handset conversation		Hands-free conversation (use of goose-neck microphone)
<b>Audio Frequency Range</b>	300 Hz – 7 kHz		
<b>External Speaker Terminal</b>	Maximum output 0.5W, 8Ω, screwless connector (2P)	—	—
<b>External Control Input Terminal</b>	—	No-voltage contact input, open voltage: 5V DC short-circuit current: 5mA or less, screwless connector (2 pins)	—
<b>No. of Connectable Expansion</b>	—	—	Max.4 units (maximum 2 units at PoE power supply)
<b>Network Section</b>	10BASE-T/100BASE-TX (Automatic-Negotiation)		
<b>Network I/F</b>	10BASE-T/100BASE-TX (Automatic-Negotiation)		
<b>Network Protocol</b>	TCP/IP, UDP, ARP, ICMP, HTTP, RTP, IGMP		
<b>Audio Packet Transmission System</b>	Unicast, Multicast		
<b>Voice Packet Loss Recovery</b>	Silence insertion		
<b>Audio Delay Time</b>	80ms, 320ms (controllable on the software)		
<b>Finish</b>	Body, Handset: ABS resin, gray		ABS resin, blueishgray
<b>Dimensions</b>	148 (W) x 208 (H) x 70.5 (D)mm (excluding a curl cord section)		190 (W) x 76.5 (H) x 215 (D)mm (excluding microphone)
<b>Weight</b>	770g	740 g	700 g
<b>Option</b>	Wall mounting bracket: YC-280, AC adapter: AD-1210P, AD-1215P		Remote microphone extension: RM-210 Wall mounting bracket: WB-RM200, AC adapter, AD-1210P, AD-1215P

\*0dB = 1V

### IP Door Station



### IP Door Station



### IP Door Station Board Unit



	N-8640DS	N-8650DS	N-8640SB
<b>Power Source</b>	Power supply device that complies with IEEE802.3af standard or 12V DC (supplied from the AC adapter (option))		
<b>Power Consumption</b>	5W (max.)		
<b>Speech Method</b>	Hands-free conversation		
<b>Audio Frequency Range</b>	300 Hz – 7 kHz		
<b>Contact Input</b>	1 channel, no-voltage make contact input, open circuit voltage: 5V DC, short circuit current: 10mA or less, unterminated ends		
<b>Contact Output</b>	Open collector output, 4 channels, withstand voltage: 30V DC, control current: Max. 50mA (4 output 1COMMON), unterminated ends Relay contact output, 1 channel, withstand voltage: 30V DC, control current: Max. 500mA, unterminated ends		
<b>External Speaker Terminal</b>	0.5W, 8Ω		
<b>Network Section</b>	10BASE-T/100BASE-TX (Automatic-Negotiation)		
<b>Network I/F</b>	10BASE-T/100BASE-TX (Automatic-Negotiation)		
<b>Network Protocol</b>	TCP/IP, UDP, ARP, ICMP, HTTP, RTP, IGMP		
<b>Audio Packet Transmission System</b>	Unicast, Multicast		
<b>Voice Packet Loss Recovery</b>	Silence insertion		
<b>Audio Delay Time</b>	80ms, 320ms (controllable on the software)		
<b>Dust/Water Protection</b>	IP65 (Note that panel edges must be sealed at installation.)	—	—
<b>Finish</b>	Panel: Stainless steel, hairline/ Call button: Metal	ABS resin, dark gray	—
<b>Dimensions</b>	115 (W) x 162 (H) x 58.5 (D)mm	117.2 (W) x 162 (H) x 60 (D)mm	79 (W) x 134 (H) x 53 (D)mm
<b>Weight</b>	780g	400g	350g
<b>Option</b>	For flush-mount: 3-gang electrical box or Back Box YC-150, Wall surface-mount: Wall mount Box YS-13A, AC adapter: AD-1210P, AD-1215P		AC adapter: AD-1210P, AD-1215P

\*0dB = 1V

## 2-Wire Type Station

### Multifunction Master Station



### Standard Master Station



### Standard Hands-Free Master Station



### Industrial-Use Master Station



### Heavy Industrial Station



	N-8000MS	N-8010MS	N-8011MS	N-8020MS	N-8065MS Q-TEE
<b>Power Source</b>	48V DC (supplied from the IP network intercom exchange)				
<b>Power Consumption</b>	2.4W (max.)				
<b>Wiring Method</b>	1 set of twisted pair cable				
<b>Speech Method</b>	Hands-free or handset conversation		Hands-free conversation	Hands-free or handset conversation	Hands-free conversation
<b>Audio Frequency Range</b>	300 – 7,000Hz				
<b>Transmission Range</b>	Max. 1500m (ø0.65mm. Loop resistance 170Ω)				
<b>Dial-in Contact Output</b>	—	—	—	Open collector output (The contacts have polarity./ Withstand voltage: Max. 30V DC, Control current: Max. 50mA, screwless connector (2P))	—
<b>External Speaker Terminal</b>	0.6W, 8Ω, screwless connector (2P)	—	—	0.6W, 8Ω, screwless connector (2P)	0.5W, 8Ω, screwless connector
<b>Dust/Water Protection</b>	—	—	—	IP54	IP65
<b>Resistance to Environment</b>	—	—	—	—	Vandal-, fire- and shock-proof
<b>Finish</b>	Body, Handset: ABS resin, gray		Body: ABS resin, gray	Body, Handset: ABS resin, gray	Body: Aluminum, orange
<b>Dimensions</b>	148 (W) x 208 (H) x 70.5 (D)mm(excluding a curl cord section)		92 (W) x 195 (H) x 56.1 (D)mm	170 (W) x 220 (H) x 97.8 (D)mm (excluding a curl cord section)	160 (W) x 360 (H) x 91 (D) mm (without cable glands)
<b>Weight</b>	800g	700g	400g	1kg	3.75 kg
<b>Options</b>	Wall mounting bracket: YC-280		Wall mounting bracket: YC:290	Wall mounting bracket: YC-280	—

\*0dB = 1V

### Flush-Mount Master Station



### Flush-Mount Hands-Free Master Station



### Master Station Board



### Door Station



### Door Station Board



	N-8033MS	N-8031MS	N-8031SB	N-8050DS	N-8050SB
<b>Power Source</b>	48V DC (supplied from the IP network intercom exchange)				
<b>Power Consumption</b>	2.4W (max.)				
<b>Wiring Method</b>	1 set of twisted pair cable				
<b>Speech Method</b>	Hands-free or handset conversation				
<b>Audio Frequency Range</b>	300 – 7,000Hz				
<b>Transmission Range</b>	Max. 1500m (ø0.65mm. Loop resistance 170Ω)				
<b>Contact Output</b>	—		—	Open collector output, withstand voltage: Max. 30V DC, control current: Max. 50mA, one shot: can be set from 1 to 9 sec, screw terminal (polarized)	
<b>External Dial Input</b>	No-voltage make contact input, open voltage: 5V DC, short-circuit current: 1mA, screwless connector (5 pins)				
<b>Housing Protection</b>	—	—	—	BS EN62262: 2002: IK02 equivalent	—
<b>Dust/Water Protection</b>	IP65 (Note that panel edges must be sealed at installation.)	—	—	IP54 (Note that panel edges must be sealed at installation.)	—
<b>Resistance to Environment</b>	Chemical Resistant	—	—	—	—
<b>Finish</b>	Membrane switch (Front pasting): Polyester film	Panel: Stainless steel (SUS304), hairline	—	Panel: Stainless steel, hairline/ Call button: Metal	—
<b>Dimensions</b>	115 (W) x 254 (H) x 54.6 (D)mm		70 (W) x 185 (H) x 20.6 (D)mm	115 (W) x 162 (H) x 54 (D)mm	67 (W) x 128.3 (H) x 26 (D)mm
<b>Weight</b>	850g		205g (including accessories)	680g	100g (including accessories)
<b>Options</b>	Back Box YC-841	Flush-mount: Back Box, YC-241 Wall surface-mount: Wall mount Box YC-251 Handset: RS-191	Handset: RS-191	Flush-mount: 3-gang electrical box or Back Box YC-150 Wall surface-mount: Wall mount Box YS-13A	—

\*0dB = 1V

# Specification

## IP Network Exchange

### IP Network Intercom Exchanges



	N-8000EX	N-8010EX
<b>Power Source</b>	(CE): 220 – 240V AC, 50/60Hz/ (CU): 120V AC, 50/60Hz	
<b>Power Consumption</b>	50W (at rated), 75W (max.)	
<b>Interface Section or Station</b>		
<b>Speech Link</b>	Internal: 4/External: 8	Internal: 1/External: 2
<b>Line Capacity</b>	Up to 16 stations	
<b>Wiring Method</b>	1 set of twisted pair cables	
<b>Transmission Range</b>	Max. 1500m (ø0.65mm. Loop resistance 170Ω)	
<b>Paging Output</b>	Audio: 2 channels Max. 0dB*, 600Ω, balanced, detachable terminal block Control: 2 channels, no-voltage make contact output (24V DC/0.5A), removable terminal block	Station paging only
<b>Network Section</b>		
<b>Network I/F</b>	10BASE-T/100BASE-TX (Automatic-Negotiation)	
<b>Network Protocol</b>	TCP/IP, UDP, ARP, ICMP, HTTP, RTP, IGMP	
<b>Audio Packet Transmission System</b>	Unicast, Multicast	
<b>Audio Packet Omission</b>	Silence insertion	
<b>Audio Delay Time</b>	80ms, 320ms (Controllable on the software)	
<b>Finish</b>	Pre-coated steel plate, black, 30% gloss	
<b>Dimensions</b>	420 (W) x 44.3 (H) x 356 (D)mm	
<b>Weight</b>	4.1kg	4.2kg

\*0dB = 1V

## Interface Unit

### Multi Interface Unit



### Direct Select Unit



### Audio Interface Unit



	N-8000MI	N-8000DI	N-8000AF
<b>Power Source</b>	(CE): 220 – 240V AC, 50/60Hz/ (CU): 120V AC, 50/60Hz		
<b>Power Consumption</b>	(CE): 24W (230mA) (max.)/(CU): 21W (330mA) (max.)	16W (Max.)	7W (Max.)
<b>Audio Input</b>	Input: 2 inputs (2P/input), Max. 0dB*, under 600Ω, balanced, with a semi-fixed volume for adjustment (0 to -25dB) Control: 2 inputs (2P/input), no-voltage make contact input, open voltage: 12V DC, short-circuit current: 10mA Removable terminal block (8 pins)	—	1 input (transformer isolated), -58dB* to 0dB*, 2kΩ, balanced (MIC/LINE input, controllable on the software) with input volume control knob, removable terminal block (3 pins)
<b>Audio Output</b>	Output: 2 outputs (2P/output), Max. 0dB*, under 600Ω, balanced Control: 2 outputs (2P/output), relay contact output, contact capacity: 24V DC/0.5A Removable terminal block (8 pins)	—	1 output (transformer isolated), 0dB*, 600Ω, balanced, removable terminal block (3 pins)
<b>Contact Input</b>	16 inputs, no-voltage make contact input, open voltage: 12V DC, short-circuit current: 10mA, removable terminal block (18 pins) (1 common terminal for 4 inputs)	32 inputs, no-voltage make contact input, open voltage: 24V DC, short-circuit current: 5mA or less, removable terminal block (20 pins),	8 inputs, no-voltage make contact input, open voltage: 24V DC, short-circuit current: 5mA or less, removable terminal block (10 pins), (1 common terminal for 4 inputs)
<b>Contact Output</b>	16 outputs, relay contact output, contact capacity: 24V DC/0.5A, removable terminal block (18 pins)	32 outputs, relay contact output, contact capacity: 24V DC/2 – 500mA, removable terminal block (32 pins)	8 outputs, relay contact output, output capacity: 24V DC/2 – 500mA, removable terminal block (16 pins)
<b>Network Section</b>			
<b>Network I/F</b>	10BASE-T/100BASE-TX (Automatic-Negotiation)		
<b>Network Protocol</b>	TCP/IP, UDP, ARP, ICMP, HTTP, RTP, IGMP		
<b>Audio Packet Transmission System</b>	Unicast, Multicast		
<b>Voice Packet Loss Recovery</b>	Silence insertion	—	Silence insertion
<b>Audio Delay Time</b>	80ms, 320ms (Controllable on the software)	—	80ms, 320ms (Controllable on the software)
<b>Finish</b>	Pre-coated steel plate, black, 30% gloss		
<b>Dimensions</b>	420 (W) x 44.3 (H) x 239.5 (D)mm	420 (W) x 44.3 (H) x 267 (D)mm	210 (W) x 44.3 (H) x 267 (D)mm
<b>Weight</b>	2.8kg	2.8kg	1.7kg
<b>Options</b>	—	Wall mounting bracket: YC-850	Rack mounting bracket: MB-15B-BK, MB-15B-J Wall mounting bracket: YC-850

\*0dB = 1V



## Interface Unit

### Telephone Interface Unit



### C/O Interface Unit



	N-8000AL	N-8000CO
<b>Power Source</b>	(CE): 220 – 240V AC, 50/60Hz/ (CU): 120V AC, 50/60Hz	
<b>Power Consumption</b>	8W (Max.)	7W (Max.)
<b>Line: Public Switched telephone networks</b>		
<b>Number of Lines</b>	1 line	
<b>Selective Signal Type</b>	DTMF Signal	
<b>Signal System</b>	—	Compatible with loop start signaling
<b>Monitor Function</b>	Line Loop detection	—
<b>Control Function</b>	Caller ID function	—
<b>Wiring Method</b>	1 pair of twisted pair cable	
<b>Network Section</b>		
<b>Network I/F</b>	10BASE-T/100BASE-TX (Automatic-Negotiation)	
<b>Network Protocol</b>	TCP/IP, UDP, ARP, ICMP, HTTP, RTP, IGMP	
<b>Audio Packet Transmission System</b>	Unicast, Multicast	
<b>Finish</b>	Pre-coated steel plate, black, 30% gloss	
<b>Dimensions</b>	210 (W) x 44.3 (H) x 267 (D)mm	
<b>Weight</b>	1.7kg	
<b>Options</b>	Rack mounting bracket: MB-15B-BK, MB-15B-J Wall mounting bracket: YC-850	

\* 0dB = 1V

## IP Interface Module

### IP Interface Module



	SX-200IP
<b>Network Section</b>	
<b>Network I/F</b>	10BASE-T/100BASE-TX (Automatic-Negotiation)
<b>Network Protocol</b>	TCP/IP, UDP, ARP, ICMP, HTTP, RTP, IGMP
<b>Connector</b>	RJ45 connector
<b>Voice sampling frequency</b>	16 kHz, 8 kHz (controllable on the software) 48 kHz, sample rate is used for SX-2000 system only
<b>Quantifying bit number</b>	16-bit
<b>Voice encoding method</b>	Sub-band ADPCM, Cryptosystem
<b>Voice Packet Loss Recovery</b>	Silence insertion
<b>Audio Delay Time</b>	80ms, 320ms (Controllable on the software)
<b>Indicator</b>	Operation indicator (RUN)
<b>Finish</b>	Pre-coated steel plate, black, 30% gloss
<b>Dimensions</b>	420 (W) x 44.3 (H) x 325.5 (D)mm
<b>Weight</b>	150g

# Specification

**2-Core  
Shielded  
Cable Type**

## Sub-station Interface Unit



	N-8000RS	N-8010RS
<b>Power Source</b>	(CE): 220 – 240V AC, 50/60Hz/CU): 120V AC, 50/60Hz	
<b>Power Consumption</b>	(CE): 40W(at rated), 50W(max.)/(CU): 35W(at rated), 45W(max.)	
<b>Interface Section for Sub-station</b>	16 lines	
<b>Number of Lines</b>	16 lines	
<b>Number of Speech Link</b>	2 links	1 link
<b>Transmission Range</b>	500m/ø0.5mm, 800m/ø0.65mm, 1300m/ø0.9mm	
<b>Wiring Method</b>	Two-core shielded cable	
<b>Network Section</b>		
<b>Network I/F</b>	10BASE-T/100BASE-TX (Automatic-Negotiation)	
<b>Network Protocol</b>	TCP/IP, UDP, ARP, ICMP, HTTP, RTP, IGMP	
<b>Audio Packet Transmission System</b>	Unicast, Multicast	
<b>Voice Packet Loss Recovery</b>	Silence insertion	
<b>Audio Delay Time</b>	80ms, 320ms (Controllable on the software)	
<b>Finish</b>	Pre-coated steel plate, black, 30% gloss	
<b>Dimensions</b>	420 (W) x 44.3 (H) x 325.5 (D)mm	
<b>Weight</b>	3.9kg	3.8kg
<b>Options</b>	Wall mounting bracket: YC-850	

**Sub-station  
(Emergency Use)**



**Sub-station  
(Outdoor Vandal-Resistant Type)**



**Sub-station  
(Indoor Vandal-Resistant Type)**



**Sub-station  
(Indoor Type)**



	RS-180	RS-170	RS-160	RS-150
<b>Control Output</b>	Open collector output: 24V DC, 30mA (The open collector output is kept turned on till the conversation is finished after the call button was pressed.)	—	—	—
<b>Finish</b>	Panel: Stainless steel (SUS304), hairline Call Button: Metal, red Printed Circuit Board: Weather-resistant coating	Panel: Stainless steel (SUS304), hairline Call Button: Metal		Panel: Stainless steel (SUS304), hairline Call Button: Resin, black
<b>Dimensions</b>	120 (W) x 120 (H) x 58.5 (D)mm	120 (W) x 120 (H) x 57.5 (D)mm		120 (W) x 120 (H) x 48.5 (D)mm
<b>Weight</b>	570g	540g		410g
<b>Options</b>	2-gang electrical box: YC-302, Indoor wall-mount box: YC-822, Outdoor wall-mount box: YC-823	2-gang electrical box: YC-302, Indoor wall-mount box: YC-822, Outdoor wall-mount box: YC-823	2-gang electrical box: YC-302, Indoor wall-mount box: YC-822	

**IP Intercom  
Switch Panel**



RS-144

**IP Intercom  
Switch Panel**



RS-143

**Switch Panel**



RS-140

**IP Intercom  
Switch Board**



	RS-144	RS-143	RS-140	RS-142
<b>Call-in Switch</b>	Momentary (EMERGENCY, NORMAL)	Momentary		
<b>Privacy Switch</b>	—	Latching		
<b>Wiring</b>	Two-core shielded cable			
<b>Finish</b>	Panel: Stainless steel, hairline Call-in Switch: Resin, red Privacy Switch (normal): Resin, white	Panel: Stainless steel, hairline Call-in Switch: Resin, red	Panel: Stainless steel, hairline Call-in Switch: Resin, red Privacy Switch (normal): Resin, white	
<b>Dimensions</b>	70 (W) x 115 (H) x 28.6 (D)mm			
<b>Weight</b>	80g			
<b>Options</b>	Flush-mount box: YC-801, Wall-mount box: YC-802, Handset: RS-141			
<b>Call Switch Wiring</b>	4 cables (for 2 momentary switches)			
<b>Wiring</b>	Two-core shielded cable			
<b>Weight</b>	30g			

## 4-Wire Type

### Sub-station Interface Unit



### Analog Standard Master Station



N-8400RS	
<b>Power Source</b>	(CE): 220 – 240V AC, 50/60Hz/(CU): 120V AC, 50/60Hz
<b>Power Consumption</b>	(CE): 35W (at rated), 50W(max.)/(CU): 30W(at rated), 45W(max.)
<b>Interface Section for Sub-station</b>	
<b>Number of Lines</b>	16 lines
<b>Number of Speech Link</b>	2 links
<b>Transmission Range</b>	1km/ø0.5mm, 1.5km/ø0.65mm, 2km/ø0.9mm
<b>Wiring Method</b>	2 sets of twisted pair cables
<b>Network Section</b>	
<b>Network I/F</b>	10BASE-T/100BASE-TX (Automatic-Negotiation)
<b>Network Protocol</b>	TCP/IP, UDP, ARP, ICMP, HTTP, RTP, IGMP
<b>Audio Packet Transmission System</b>	Unicast, Multicast
<b>Voice Packet Loss Recovery</b>	Silence insertion
<b>Audio Delay Time</b>	80ms, 320ms (Controllable on the software)
<b>Finish</b>	Pre-coated steel plate, black, 30% gloss
<b>Dimensions</b>	420 (W) x 44.3 (H) x 325.5 (D)mm
<b>Weight</b>	4kg
<b>Option</b>	Wall mounting bracket: YC-850

N-8410MS	
<b>Power Source</b>	24V DC (supplied from the sub station interface unit N-8400RS)
<b>Current Consumption</b>	Max. 30mA
<b>Wiring Method</b>	2 set of twisted pair cable
<b>Speech Method</b>	Hands-free or handset conversation
<b>Audio Frequency Range</b>	300 – 7,000Hz
<b>Transmission Range</b>	1km/ø0.5mm (AWG24), 1.5km/ø0.65mm (AWG22), 2km/ø0.9mm (AWG19)
<b>Finish</b>	Body, Handset: ABS resin, gray
<b>Dimensions</b>	148 (W) x 208 (H) x 70.5 (D)mm (excluding a curl cord section)
<b>Weight</b>	720g
<b>Option</b>	Wall mounting bracket: YC-280

\*0dB = 1V

#### Sub-station (Emergency Use)



RS-481

#### Sub-station (Outdoor Vandal-Resistant Type)



#### Sub-station (Indoor Vandal-Resistant Type)



#### Sub-station (Indoor Type)



	RS-480	RS-470	RS-460	RS-450
<b>Call-in Switch</b>	Momentary (Emergency call: Press twice within 400 ms)			
<b>Control Output</b>	Open collector output: 30V DC, 30mA	—		
<b>Wiring</b>	Twisted pair cables (2-pair)			
<b>Dust/Water Protection</b>	IP54			
<b>Finish</b>	Panel: Stainless steel, hairline Call Switch: Metal, red Circuit board: Weather-resistant coating	Panel: Stainless steel, hairline Call Switch: Metal, silver	Panel: Stainless steel, hairline Call Switch: Resin, black	
<b>Dimensions</b>	120 (W) x 120 (H) x 50.5 (D)mm	120 (W) x 120 (H) x 49.5 (D)mm		120 (W) x 120 (H) x 41.5 (D)mm
<b>Weight</b>	575g	550g	540g	510g
<b>Options</b>	2-gang electrical box: YC-302, Handset: RS-481 Indoor wall-mount box: YC-822, Outdoor wall-mount box: YC-823	2-gang electrical box: YC-302, Indoor wall-mount box: YC-822, Outdoor wall-mount box: YC-823	2-gang electrical box: YC-302, Indoor wall-mount box: YC-822	

### IP Intercom Switch Board



RS-442	
<b>Call Switch Wiring</b>	6 cables (for 3 momentary switches)
<b>Wiring</b>	Twisted pair cables (2-pair)
<b>Weight</b>	140g



### YC-850 Wall-Mount Bracket

Designed to mount N-8000RS, N-8010RS, N-8400RS, N-8000DI, N-8000AF, N-8000AL and N-8000CO on a wall.  
Finish: Surface-treated steel plate, black, 30% gloss  
Dimensions: 45.1 (W) x 220 (H) x 10 (D)mm



### YC-280 Wall-Mount Bracket

Designed to mount N-8000MS, N-8010MS, N-8020MS, N-8410MS, N-8510MS and N-8600MS on a wall.  
Finish: Surface-treated steel plate, gray, paint  
Dimensions: 100 (W) x 140 (H) x 31.8(D) mm



### YC-290 Wall-Mount Bracket

Designed to mount N-8011MS on a wall.  
Finish: Surface-treated steel plate, gray, paint  
Dimensions: 64 (W) x 131.5 (H) x 31.8 (D) mm



### YC-251 Surface-Mount Back Box

Designed to mount N-8031MS on a wall.  
Finish: Surface-treated steel plate, white  
Dimensions: 124 (W) x 258.5 (H) x 50.5 (D) mm



### YC-241 Flush-Mount Back Box

Designed to surface-mount N-8031MS in a wall.  
Finish: Colored chrome painting  
Dimensions: 276 (W) x 119 (H) x 67 (D) mm



### YC-150 Flush-Mount Back Box

Designed to flush-mount N-8050DS and N-8640DS in a wall.  
Finish: Zinc-plating  
Dimensions: 184 (W) x 119 (H) x 57 (D) mm



### YC-801 Flush-Mount Box

Designed to flush-mount RS-140, RS-143 and RS-144 in a wall.  
Finish: Colored chrome painting  
Dimensions: 72 (W) x 119 (H) x 57 (D) mm



### YS-13A Surface-Mount Back Box

Designed to surface-mount N-8050DS and N-8640DS in a wall.  
Finish: Zinc-plating  
Dimensions: 163.5 (W) x 116.5 (H) x 55 (D) mm



### YC-802 Wall-Mount Box

Designed to flush-mount RS-140, RS-143 and RS-144 in a wall.  
Finish: Surface-treated steel plate, white  
Dimensions: 75 (W) x 124 (H) x 50.5 (D) mm



### YC-302 2-Gang Electrical Box

Designed to mount RS-150, RS-160, RS-170, RS-180, RS-450, RS-460, RS-470 and RS-480 in a wall.  
Finish: SPHT, MFZn4 (glazed chromate)  
Dimensions:  
Outlet box: 102 (W) x 102 (H) x 44 (D)mm  
Cover: 106 (W) x 106 (H) x 13 (D)mm



### YC-841 Back Box

Designed to flush-mount N-8033MS on a wall.  
Finish: Surface-treated steel plate, white  
Dimensions: 119 (W) x 258 (H) x 57 (D) mm



### YC-823 Outdoor Wall-Mount Box

Designed to mount RS-170, RS-180, RS-470 and RS-480 on a wall.  
Finish: Stainless plate, off-white  
Dimensions: 124 (W) x 124 (H) x 62 (D) mm.



AD-1210P

AD-1215P

### AD-1210P AC Adapter

The AD-1210P is an AC adapter to operate the IP Station on AC.

### AD-1215P AC Adapter

The AD-1215P is an AC adapter to operate the IP Station on AC.



### YC-822 Indoor Wall-Mount Box

Designed to mount RS-150, RS-160, RS-170, RS-180, RS-450, RS-460, RS-470 and RS-480 on a wall.  
Finish: Surface-treated steel plate, white  
Dimensions: 124 (W) x 124 (H) x 61 (D) mm

TOA Corporation

[www.toa.jp](http://www.toa.jp)

Specifications are subject to change without notice.  
(1403) 833-61-100-01-00 t